

Data as of 04/30/2019

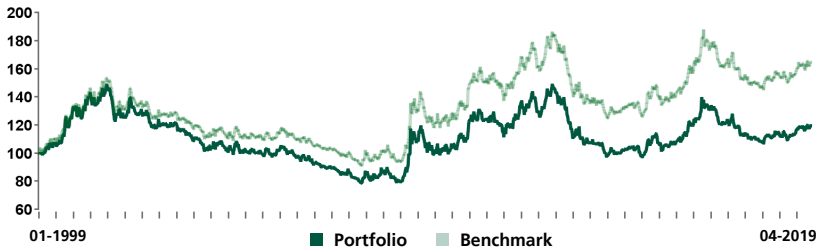
NAV (in EUR) 113.60  
 Morningstar Rating <sup>TM</sup> ★★  
 Class Unit Inception Date 10/20/1998

Fund Size (in EUR) 248 mil  
 Fund Manager Luigi Fallanca

Number of Holdings 58

## Performance and Risk

### Performance Evolution



### Cumulative and Annualized Performance

	Portfolio	Benchmark	Portfolio	Benchmark
	Cumulative		Annualized	
YTD	1.86%	2.08%	-	-
1M	-0.04%	0.03%	-	-
3M	1.02%	1.20%	-	-
1Y	6.85%	7.62%	-	-
3Y	-4.63%	-1.35%	-1.57%	-0.46%
5Y	19.40%	27.21%	3.62%	4.94%
Since Launch	-	-	-	-

### Fund Statistics

	6M	1Y	3Y
Annualized Volatility Portfolio	8.48%	8.45%	10.41%
Annualized Volatility Benchmark	8.47%	8.46%	10.41%
Tracking Error Volatility	0.14%	0.12%	0.20%
Sharpe Ratio	1.50	0.85	-0.12
Information Ratio	-5.15	-6.73	-5.57
Beta	1.00	1.00	1.00

### Duration Evolution

	Portfolio
11-2018	10.51
12-2018	10.55
01-2019	10.54
02-2019	10.48
03-2019	10.65
04-2019	10.63

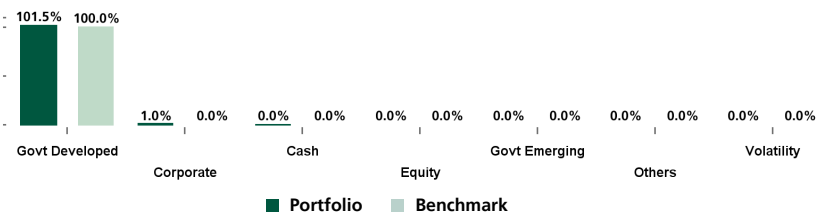
### Annual Performance (Calendar Year)

	Portfolio	Benchmark
2018	8.02%	9.05%
2017	-9.79%	-8.89%
2016	6.66%	8.47%
2015	11.84%	13.66%
2014	2.51%	3.94%

Past performance is not a reliable indicator of future results.  
 Past performance is shown net of ongoing charges and performance fee. It excludes any entry or exit fees.

## Portfolio Information

### Asset Breakdown



### Top 10 Holdings (except cash)

	Weight	Sector	Duration	Rating S&P
JGB 0 1/2 09/20/36	6.02%	Government	16.58	A+
JGB 0.3 06/20/46	5.12%	Government	23.74	A+
JAPANGV#33 2% 09/40	4.95%	Government	19.82	A+
JGB 0.2 06/20/19	3.90%	Government	0.12	A+
JGB 0.4 03/20/36	3.86%	Government	16.18	A+
JAPAN 1,9% 09/30	3.69%	Government	11.33	A+
JGB 1.6 06/20/32	3.56%	Government	12.91	A+
JAPAN 1,3% 03/21	3.31%	Government	1.87	A+
JAPAN GV#10 1,1% 3/33...	3.29%	Government	13.63	A+
JGB 1,1% 09/21	2.97%	Government	2.38	A+

### Derivatives Weight

Currency	-
Equity	-
Interest rate	2.46%

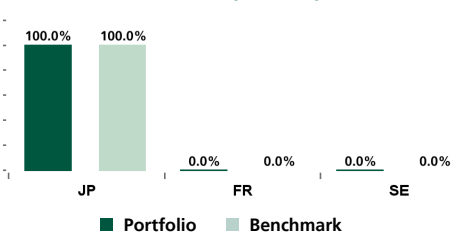
### Contribution to Duration by Maturity

	% Contrib.
0-1	0.24%
1-3	2.78%
3-5	5.45%
5-7	2.46%
7-10	10.15%
>10	78.93%
Total	100.00%

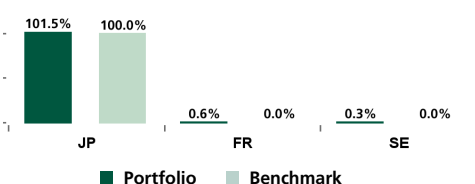
### Allocation by S&P Rating / Maturity

	0-1	1-3	3-5	5-7	7-10	>10	Total
AAA	-	-	-	-	-	-	-
AA	0.32%	-	-	-	-	-	0.32%
A	8.30%	15.45%	14.38%	4.46%	12.40%	47.13%	102.12%
BBB	-	-	-	-	-	-	-
BB	-	-	-	-	-	-	-
B	-	-	-	-	-	-	-
Below B	-	-	-	-	-	-	-
Total	8.62%	15.45%	14.38%	4.46%	12.40%	47.13%	

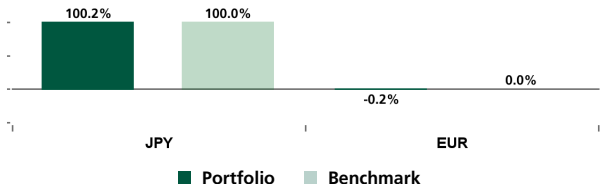
### Duration Contribution by Country



### Geographical Breakdown by Issuer



### Currency Breakdown



This sub-fund's factsheet is for Professional Investors only and should not be relied upon by private investors.

Before investing, investors should carefully read the Prospectus and/or Key Investor Information Document and carefully consider the investment objectives, risks, charges and expenses. The latest Prospectus, Key Investor Information Document, Annual and Semi-Annual reports are available, free of charge and in hardcopy by local representative or paying agent, on the Management Company's website (www.eurizoncapital.lu)

Data as of 04/30/2019

## Summary of Investment Objective

This Sub-Fund's net assets are invested mainly in high and medium quality ('investment grade') debt and debt-related instruments issued by public authorities or private companies from any country and denominated in Japanese Yen (JPY). In addition, the Sub-Fund is entitled to hold cash, including term deposits with credit institutions. The duration of the portfolio will generally be comprised between 6 and 12 years.

For more information read the Prospectus or Key Investor Information Document (KIID).

## Benchmark

JPM Japan Government Bonds (in euro)

## Fund Overview

<b>Legal Status</b>	FCP/UCITS
<b>Legal Country</b>	Luxemburg
<b>Share Class Currency</b>	EUR
<b>Share Class Type</b>	Accumulation
<b>Share Class Risk Profile</b>	5
<b>Valuation</b>	Daily
<b>ISIN Code</b>	LU0090978643
<b>Bloomberg Code</b>	SPBJYEN LX
<b>Entry Charge</b>	Max 2.00%
<b>Exit Charge</b>	-
<b>Ongoing Charge</b>	0.61%
<b>Management Fees</b>	0.40%
<b>Performance Fee</b>	-
<b>Management Company</b>	Eurizon Capital S.A.
<b>Category</b>	JPY BOND

## Disclaimer

### Data Source: Eurizon Capital SGR S.p.A.

This sub-fund's factsheet is for Professional Investors only and should not be relied upon by private investors. Past performance is not necessarily a guide to future performance and may be not repeated. Investors may not get back the full amount invested, as prices of units and the income from them may fall as well as rise. Reference in this document to specific securities should not be construed as a recommendation to buy or sell these securities. This sub-fund may not be registered in all jurisdictions. Investors are advised to consider the risks associated with the use of derivative financial instruments in connection with the sophisticated management techniques adopted for this sub-fund, as described in the section "Specific Risks" of the Prospectus. No guarantee is given to investors in this sub-fund with respect to the objective actually being reached. For more information please consult your usual Eurizon Capital contact.

### Legal Notice

The state of the origin of the fund is Luxembourg. This document may only be distributed in Switzerland to qualified investors within the meaning of art. 10 para. 3, 3bis and 3ter CISA. In Switzerland, the representative is ACOLIN Fund Services AG, Affolternstrasse 56, CH-8050 Zurich, whilst the paying agent is State Street Bank International GmbH, Munich, Zurich Branch, 19 Beethovenstrasse, CH - 8027 Zurich. In respect of the units distributed in or from Switzerland, the place of performance and jurisdiction is at the registered office of the representative. The performance data do not take account of the commissions and costs incurred on the issue and redemption of units. Centralising Agent in France: State Street Banque S.A., Défense Plaza, 23 25 rue Delarivière-Lefoullon, F-92064 Paris La Défense Cedex. CNMV registration in Spain: Eurizon Fund n° 667, Epsilon Fund n° 815, Eurizon Manager Selection Fund n° 1550.

### Morningstar Rating™

© 2019 Morningstar, Inc. All Rights Reserved. The information contained herein: (1) is proprietary to Morningstar and/or its content providers; (2) may not be copied or distributed; and (3) is not warranted to be accurate, complete, or timely. Neither Morningstar nor its content providers are responsible for any damages or losses arising from any use of this information. Past performance is no guarantee of future results.

### S&P Rating

Copyright 2019, Standard & Poor's Financial Services LLC. Reproduction of S&P Credit Ratings in any form is prohibited except with the prior written permission of Standard & Poor's Financial Services LLC (together with its affiliates, S&P). S&P does not guarantee the accuracy, completeness, timeliness or availability of any information, including ratings, and is not responsible for any errors or omissions (negligent or otherwise), regardless of the cause, or for the results obtained from the use of ratings. S&P GIVES NO EXPRESS OR IMPLIED WARRANTIES, INCLUDING, BUT NOT LIMITED TO, ANY WARRANTIES OF MERCHANTABILITY OR FITNESS FOR A PARTICULAR PURPOSE OR USE. S&P shall not be liable for any direct, indirect, incidental, exemplary, compensatory, punitive, special or consequential damages, costs, expenses, legal fees, or losses (including lost income or profits and opportunity costs or losses caused by negligence) in connection with any use of Ratings. S&P's ratings are statements of opinions and are not statements of fact or recommendations to purchase, hold or sell securities. They do not address the market value of securities or the suitability of securities for investment purposes, and should not be relied on as investment advice.

## Contacts

### Eurizon Capital S.A.

Siège social: 8, avenue de la Liberté - L-1930 Luxembourg P.O. 2062 - L-1020 Luxembourg P +352 49 49 30.1 - Fax +352 49 49 30.349  
 Société Anonyme - R.C.S. Luxembourg N. B28536 - V.A.T. number : 2001 22 33 923 - N. I.B.L.C. : 19164124 - IBAN LU19 00241631 3496 3800.  
 Società appartenente al Gruppo Bancario Intesa Sanpaolo, iscritto all'Albo dei Gruppi Bancari. Socio Unico: Eurizon Capital SGR S.p.A.

**This sub-fund's factsheet is for Professional Investors only and should not be relied upon by private investors.**

Before investing, investors should carefully read the Prospectus and/or Key Investor Information Document and carefully consider the investment objectives, risks, charges and expenses. The latest Prospectus, Key Investor Information Document, Annual and Semi-Annual reports are available, free of charge and in hardcopy by local representative or paying agent, on the Management Company's website ([www.eurizoncapital.lu](http://www.eurizoncapital.lu))